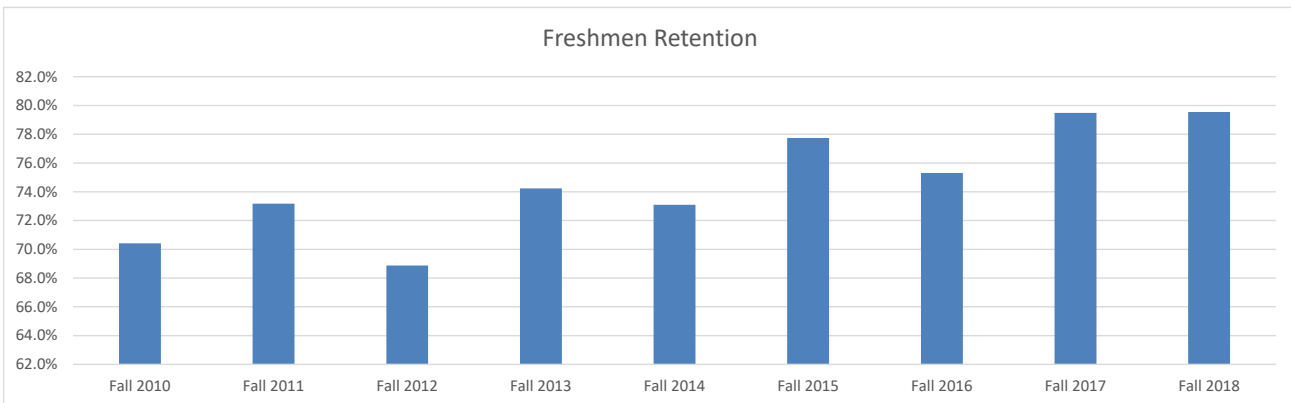


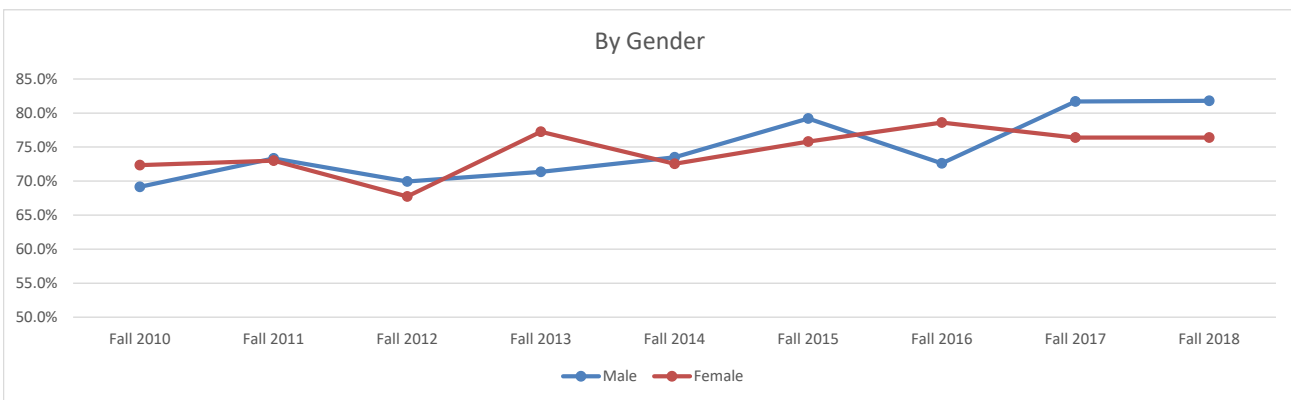


Retention New First-Time, Full-Time Freshmen (Fall to Fall)
April 12, 2019

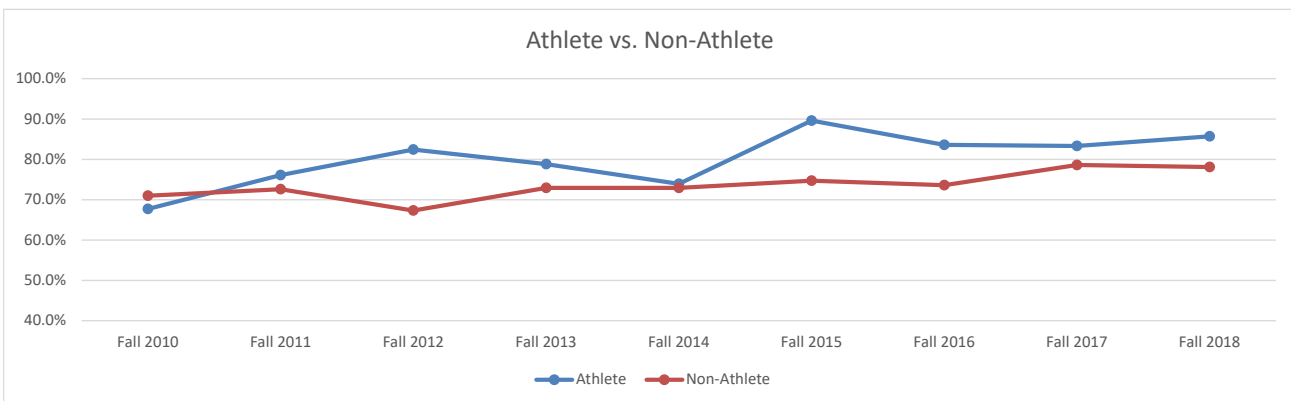
Retention of First-Time, Full-time freshmen from fall to fall (4th Week). Fall 2017 retention is new students that started in Fall 2016 as full time students and returned in fall 2017.



	Fall 2010	Fall 2011	Fall 2012	Fall 2013	Fall 2014	Fall 2015	Fall 2016	Fall 2017	Fall 2018
Starting Cohort	355	287	318	388	342	328	324	346	303
Retained Next Fall	250	210	219	288	250	255	244	275	241
Freshmen Retention	70.4%	73.2%	68.9%	74.2%	73.1%	77.7%	75.3%	79.5%	79.5%



	Fall 2010	Fall 2011	Fall 2012	Fall 2013	Fall 2014	Fall 2015	Fall 2016	Fall 2017	Fall 2018
Male	69.2%	73.3%	69.9%	71.4%	73.5%	79.2%	72.6%	81.7%	81.8%
Female	72.3%	73.0%	67.7%	77.2%	72.5%	75.8%	78.6%	76.4%	76.4%
Total	70.4%	73.2%	68.9%	74.2%	73.1%	77.7%	75.3%	79.5%	79.5%



	Fall 2010	Fall 2011	Fall 2012	Fall 2013	Fall 2014	Fall 2015	Fall 2016	Fall 2017	Fall 2018
Athlete	67.7%	76.1%	82.4%	78.8%	73.9%	89.6%	83.6%	83.3%	85.7%
Non-Athlete	71.0%	72.6%	67.3%	72.9%	72.9%	74.7%	73.6%	78.6%	78.1%
Total	70.4%	73.2%	68.9%	74.2%	73.1%	77.7%	75.3%	79.5%	79.5%